



# **Medium-duty 1-3/8" Insulated Sectional Door**

Amarr® 2731

**Solid commercial construction meets variety and style.** The Amarr 2731 is built with two 27-gauge steel skins surrounding 1-3/8" CFC-free polystyrene. The 4-step insulation system includes tongue and groove construction, CFC-free polystyrene insulation, weather-stripping, and a thermal break that provides a solid wall of protection against the elements.

The exterior steel skin features a flush profile with woodgrain embossment for a more upscale look reminiscent of typical residential doors. The interior skin features a flush profile with stucco embossment for a clean interior surface.

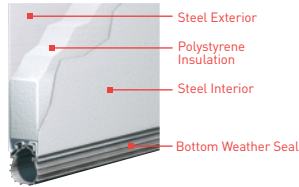


## CONSTRUCTION

**R-Value 6.7** **Amarr 2731**  
Medium-duty, 1-3/8" 27-gauge steel



## TRIPLE-LAYER Steel + Insulation + Steel



**Track:** All Amarr doors are available with both 2" or 3" track in Standard Lift, High Lift, Vertical Lift, Low Headroom, and Follow the Roof Pitch. Custom track configurations are also available. For drawings and more information, please visit [www.amarr.com](http://www.amarr.com).

**Rapid Install Vertical Lift:** Designed specifically for commercial warehouse and dock doors and saves approximately 20 minutes of installation time per door due to fewer jamb attachments and a pre-assembled, one-piece track. Available for door sizes up to 9'4"x10'. For more information, please visit [www.amarr.com](http://www.amarr.com).

**Springs:** Torsion springs are oil tempered, helical wound and custom computed for each door for a minimum 10,000 cycle life. Optional springs are available up to 100,000 cycle life.

**Hardware:** Amarr hardware includes minimum 14-gauge galvanized steel hinges and 13-gauge galvanized steel track brackets. All rollers have minimum 10-ball bearings.

## SPECIFICATIONS

	Medium-duty
	<b>Amarr 2731</b> formerly Amarr 1380
STEEL THICKNESS (Front/Back)	27-ga / 27-ga
PANEL DESIGN	Flush
STEEL EMBOSSMENT	Woodgrain
DOOR THICKNESS	1-3/8" (3.5cm)
CONSTRUCTION LAYERS	Triple
INSULATION <sup>1</sup>	Polystyrene
R-VALUE <sup>2</sup>	6.7
U-VALUE	0.149
MINIMUM WIDTH	6'
MAXIMUM WIDTH	18' 2"
MINIMUM HEIGHT	7'
MAXIMUM HEIGHT	14' 1"
WIND LOAD <sup>3</sup> AVAILABLE	•
PAINT FINISH WARRANTY <sup>4</sup>	10 Years
WORKMANSHIP/HARDWARE WARRANTY <sup>4</sup>	1 Year

<sup>1</sup> Insulation has passed self-ignition, flamespread and smoke developed index fire testing.

<sup>2</sup> Calculated door section R-value is in accordance with DASMA TDS-163.

<sup>3</sup> It is your responsibility to make sure your garage door meets local building codes.

<sup>4</sup> For complete warranty details, visit [amarr.com](http://amarr.com) or contact your local Amarr dealer.


## PANEL




FLUSH PANEL WITH WOODGRAIN EMBOSSMENT

## COLORS


Amarr steel doors are pre-painted; for custom colors, exterior latex paint must be used. Visit [amarr.com](http://amarr.com) for instructions on painting. Actual paint colors may vary from samples shown.




TRUE WHITE



ALMOND



WICKER TAN



SANDTONE

## WINDOW OPTIONS



21" x 13" SHORT PANEL\*



24" X 6" DOUBLE INSULATED ACRYLIC\*\*



41" x 13" LONG PANEL\*

\*True White shown; also available in Almond, Wicker Tan, and Sandtone. Available with Clear, Obscure, or Insulated glass. \*\*Available with black frame only.

## ENTRE/MATIC

**Entrematic**  
165 Carriage Court  
Winston-Salem, NC 27105  
800.503.DOOR  
[www.amarr.com](http://www.amarr.com)

FOR TECHNICAL  
QUESTIONS:  
1.866.366.4814



YOUR LOCAL AMARR DEALER:

Sectional door products from Entrematic may be the subject of one or more U.S. and/or foreign, issued and/or pending, design and/or utility patents. Entrematic and Amarr as words and logos are trademarks owned by Entrematic Group AB or companies within the Entrematic Group. Door specifications and technical data subject to change without notice. ©Entrematic Group AB 2017. All rights reserved. Printed in USA Form #5660317/15M/GVS